

A2Z INFRA ENGINEERING LTD.

CIN NO. L74999HR2002PLC034805



REF. No.:- A2ZINFRA/SE/2017-18/155

BY E-FILING

05th March, 2018

To,
BSE Limited
Phiroze Jeejeebhoy Towers
Rotuda Building, Dalal Street,
Mumbai-400 001

To,
National Stock Exchange of India Limited
Listing Department
Exchange Plaza, 5th Floor
Plot No. C/1 G Block, BandraKurla Complex, Bandra
(E), Mumbai-400051

Fax-022-22722039
BSE Code- 533292

Fax- 022-26598237/38
NSE Code- A2ZINFRA

Dear Sir,

Sub: - Shareholding Pattern pursuant to Regulation 31(1)(c)

The Company has allotted equity shares on preferential basis in the Board Meeting duly held on 23rd February, 2018, resulting in a change exceeding two percent of the total paid-up share capital. Hence, pursuant to Regulation 31(1) (c) of SEBI (Listing Obligations and Disclosure Requirement) Regulations, 2015, we are enclosing herewith the Shareholding Pattern.

Kindly take the above information in your records.

Thanking you,

Yours Truly

For A2Z INFRA ENGINEERING LTD.


Atul Kumar Agarwal
Company Secretary
FCS-6453



Add: - Plot No. B-38, Institutional Area,
Sector-32, Gurgaon-122001, Haryana

Regd Office : 0-116, First Floor, Shopping Mall, Arjun Marg, DLF City, Phase - 1, Gurugram-122002, Haryana (INDIA)

Corporate Office : Plot No. B-38, Sector 32, Institutional Area, Gurugram - 122001, Haryana (INDIA), Tel : 0124-4517600, Fax:0124-4380014

Website: www.a2zgroup.co.in, E-mail : info@a2zemail.com

Declaration				
Sr.No.	Particulars	Promoter & Promoter Group	Public	Non Promoter Non Public
		Yes/No	Yes/No	Yes/No
1	Whether the Listed Entity has issued any partly paid up shares?	No	No	No
2	Whether the Listed Entity has issued any Convertible Securities or Warrants?	No	No	No
3	Whether the Listed Entity has any shares against which depository receipts are issued?	No	No	No
4	Whether the Listed Entity has any shares in locked-in?	No	Yes	No
5	Whether any shares held by promoters are pledge or otherwise encumbered?	Yes	NA	NA
6	Whether the Listed Entity has issued any Differential Voting Rights?	No	No	No



Table I - Summary Statement holding of specified securities

Category (I)	Category of shareholder (II)	Nos. of share holders (III)	No. of fully paid up equity shares held (IV)	No. of Partly paid-up equity shares held (V)	No. of shares underlying Depository Receipts (VI)	Total nos. shares held (VII) = (IV)+(V)+(VI)	Shareholding as a % of total no. of shares (calculated as per SCRR, 1957) (VIII) As a % of (A+B+C2)	Number of Voting Rights held in each class of securities (IX)			No. of Shares Underlying Outstanding convertible securities (including Warrants) (X)	Shareholding, as a % assuming full conversion of convertible securities (as a percentage of diluted share capital) (XI) = (VII)+(X) As a % of (A+B+C2)	Number of Locked in shares (XII)		Number of Shares pledged or otherwise encumbered (XIII)		Number of equity shares held in dematerialized form (XIV)	
								No of Voting Rights					Total as a % of (A+B+C)	No. (a)	As a % of total Shares held (b)	No. (a)		As a % of total Shares held (b)
								Class eg: X	Class eg: Y	Total								
(A)	Promoter & Promoter Group	4	52,053,485	-	-	52,053,485	29.56	52,053,485	-	52,053,485	29.56	-	-	50,107,301	96.26	52,053,485		
(B)	Public	38722	124,066,373	-	-	124,066,373	70.44	124,066,373	-	124,066,373	70.44	32,787,930	26.43	NA	NA	124,059,326		
(C)	Non Promoter- Non Public	-	-	-	-	-	-	-	-	-	-	-	-	NA	NA	-		
(C1)	Shares underlying DRs	-	-	-	-	-	NA	-	-	-	-	-	-	NA	NA	-		
(C2)	Shares held by Employee Trusts	-	-	-	-	-	-	-	-	-	-	-	-	NA	NA	-		
	Total	38726	176,119,858	-	-	176,119,858	100.00	176,119,858	-	176,119,858	100.00	32,787,930	26.43	50,107,301	96.26	176,112,811		




Table II - Statement showing shareholding pattern of the Promoter and Promoter Group																			
(1)	Category & Name of the Shareholders (I)	PAN (II)	No. of share holder (III)	No. of fully paid up equity shares held (IV)	Partly paid-up equity shares held (V)	Nos. of shares underlying Depository Receipts (VI)	Total nos. shares held (VII = IV+V+VI)	Shareholding % calculated as per SCRR, 1957 As a % of (A+B+C2) (VIII)	Number of Voting Rights held in each class of securities (IX)			No. of Shares Underlying Outstanding convertible securities (including Warrants) (X)	Shareholding, as a % assuming full conversion of convertible securities (as a percentage of diluted share capital) (XI) = (VII)+(X) as a % of A+B+C2	Number of Locked in shares (XII)		Number of Shares pledged or otherwise encumbered(XIII)		Number of equity shares held in dematerialized form (XIV)	
									No of Voting Rights					Total as a % of Total Voting rights	No. (a)	As a % of total Shares held (b)	No. (a)		As a % of total Shares held (b)
									Class X	Class Y	Total								
(1)	Indian																		
(a)	Individuals/Hindu Undivided Family		3	29,853,485	-	-	29,853,485	16.95	29,853,485	-	29,853,485	16.95	-	-	27,907,301	53.61	29,853,485		
	SHIVSWAROOP GUPTA (HUF)	AAGHS0370H	1	1,935,802	-	-	1,935,802	1.10	1,935,802	-	1,935,802	1.10	-	-	-	-	1,935,802		
	AMIT MITTAL	ACWPK6478J	1	27,907,301	-	-	27,907,301	15.85	27,907,301	-	27,907,301	15.85	-	-	27,907,301	53.61	27,907,301		
	PRIYA GOEL	AYIPG5195L	1	10,382	-	-	10,382	0.01	10,382	-	10,382	0.01	-	-	-	-	10,382		
(b)	Central Government/State Government(s)																		
(c)	Financial Institutions/Banks																		
(d)	Any Others (specify) # BODY CORPORATES		1	22,200,000	-	-	22,200,000	12.61	22,200,000	-	22,200,000	12.61	-	-	22,200,000	42.65	22,200,000		
	MESTRIC CONSULTANTS PRIVATE LIMITED	AAGCM6206K	1	22,200,000	-	-	22,200,000	12.61	22,200,000	-	22,200,000	12.61	-	-	22,200,000	42.65	22,200,000		
(f)	Any Others (specify)	0																	
	Sub-Total(A)(1)		4	52,053,485	-	-	52,053,485	29.56	52,053,485	-	52,053,485	29.56	-	-	50,107,301	96.26	52,053,485		
(2)	Foreign	0																	
(a)	Individuals (Non-Resident Individuals/ Foreign Individuals)																		
(b)	Government	0																	
(c)	Institutions																		
(d)	Foreign Portfolio Investor	0																	
	Sub-Total (A)(2)																		
	Total Shareholding of Promoter and Promoter Group (A)= (A)(1)+(A)(2)		4	52,053,485	-	-	52,053,485	29.56	52,053,485	-	52,053,485	29.56	-	-	50,107,301	96.26	52,053,485		

Details of Shares which remain unclaimed may be given hear along with details such as number of shareholders, outstanding shares held in demat/unclaimed suspense account, voting rights which are frozen etc.

Note:

(1) PAN would not be displayed on website of Stock Exchange(s).

(2) The term "Encumbrance" has the same meaning as assigned under regulation 28(3) of SEBI (Substantial Acquisition of Shares and Takeovers) Regulations, 2011.





Table III - Statement showing shareholding pattern of the Public Shareholder

Category & Name of the Shareholders (I)	PAN (II)	No. of share holder (III)	No. of fully paid up equity shares held (IV)	Partly paid-up equity shares held (V)	Nos. of shares underlying Depository Receipts (VI)	Total nos. shares held (VII = IV+V+VI)	Shareholding % calculated as per SCRR, 1957 As a % of (A+B+C2) (VIII)	Number of Voting Rights held in each class of securities (IX)			No. of Shares Underlying Outstanding convertible securities (including Warrants) (X)	Total Shareholding, as a % assuming full conversion of convertible securities (as a percentage of diluted share capital) (XI)	Number of Locked in shares (XII)		Number of Shares pledged or otherwise encumbered (XIII)		Number of equity shares held in dematerialized form (XIV)	
								No of Voting Rights					Total as a % of Total Voting rights %	No. (a)	As a % of total Shares held (b)	No. (a)		As a % of total Shares held (Not applicable) (b)
								Class X	Class Y	Total								
(1) Institutions																		
(a) Mutual Fund															NA	NA		
(b) Venture Capital Funds															NA	NA		
(c) Alternate investment Funds															NA	NA		
(d) Foreign Venture Capital Investors															NA	NA		
(e) Foreign Portfolio Investors		6	4,734,546			4,734,546	2.69	4,734,546		4,734,546	2.69				NA	NA		4,734,546
ASPIRE EMERGING FUND	AALCA5544M	1	2,703,439			2,703,439	1.53	2,703,439		2,703,439	1.53				NA	NA		2,703,439
(f) Financial Institutions/ Banks		2	1,046,175			1,046,175	0.59	1,046,175		1,046,175	0.59				NA	NA		1,046,175
(g) Insurance Companies															NA	NA		
(h) Provident Funds/ Pension Funds	0														NA	NA		
(i) Any Other (specify) # BANK FOREIGN		1	12,562,815			12,562,815	7.13	12,562,815		12,562,815	7.13		12,562,815	10.13	NA	NA		12,562,815
BANK FOREIGN # STANDARD CHARTERED BANK	AABCS4681D	1	12,562,815			12,562,815	7.13	12,562,815		12,562,815	7.13		12,562,815	10.13	NA	NA		12,562,815
Sub-Total(B)(1)		9	18,343,536			18,343,536	10.42	18,343,536		18,343,536	10.42		12,562,815	10.13	NA	NA		18,343,536
(2) Central Government/ State Government(s)/ President of India															NA	NA		
Sub-Total (B)(2)															NA	NA		
(3) Non-institutions	0														NA	NA		
(a) Individuals -i. Individual shareholders holding nominal share capital up to Rs. 2 lakhs.		35975	29,126,830			29,126,830	16.54	29,126,830		29,126,830	16.54		6,501	0.01	NA	NA		29,119,783
(a) ii. Individual shareholders holding nominal share capital in excess of Rs. 2 lakhs.		295	27,461,755			27,461,755	15.59	27,461,755		27,461,755	15.59		6,555,206	5.28	NA	NA		27,461,755
MOHAMMAD MANSOOR	ARBPM4594K	1	5,316,180			5,316,180	3.02	5,316,180		5,316,180	3.02		3,02	4.17	NA	NA		5,316,180
JANE SEQUEIRA PINTO	BCDPS2440E	1	2,604,901			2,604,901	1.48	2,604,901		2,604,901	1.48		884,426	0.71	NA	NA		2,604,901
(b) NBFCs registered with RBI		7	6,305,789			6,305,789	3.58	6,305,789		6,305,789	3.58		6,281,408	5.06	NA	NA		6,305,789
SICOM Limited	0	1	6,281,408			6,281,408	3.57	6,281,408		6,281,408	3.57		6,281,408	5.06	NA	NA		6,281,408
(c) Employee Trusts	0														NA	NA		
(d) Overseas Depositories (holding DRs) (balancing figure)															NA	NA		
(e) Any Other (specify) # CLEARING MEMBER		108	496,318			496,318	0.28	496,318		496,318	0.28				NA	NA		496,318
(e) Any Other (specify) # CORPORATE BODY		599	29,841,031			29,841,031	16.94	29,841,031		29,841,031	16.94				NA	NA		29,841,031
(e) Any Other (specify) # NRI		297	9,462,364			9,462,364	5.37	9,462,364		9,462,364	5.37		7,382,000	5.95	NA	NA		9,462,364
(e) Any Other (specify) # RESIDENT (HUF)		1430	3,013,500			3,013,500	1.71	3,013,500		3,013,500	1.71				NA	NA		3,013,500
(e) Any Other (specify) # TRUST		2	15,250			15,250	0.01	15,250		15,250	0.01							15,250



Category & Name of the Shareholders (I)	PAN (II)	No. of share holder (III)	No. of fully paid up equity shares held (IV)	Partly paid-up equity shares held (V)	Nos. of shares underlying Depository Receipts (VI)	Total nos. shares held (VII = IV+V+VI)	Shareholding % calculated as per SCRR, 1957 As a % of (A+B+C2) (VIII)	Number of Voting Rights held in each class of securities (IX)			No. of Shares Underlying Outstanding convertible securities (including Warrants) (X)	Total Shareholding, as a % assuming full conversion of convertible securities (as a percentage of diluted share capital) (XI)	Number of Locked in shares (XII)		Number of Shares pledged or otherwise encumbered (XIII)		Number of equity shares held in dematerialized form (XIV)	
								No of Voting Rights					Total as a % of Total Voting rights	No. (a)	As a % of total Shares held (b)	No. (a)		As a % of total Shares held (Not applicable) (b)
								Class X	Class Y	Total								
CORPORATE BODY # EDELWEISS ASSET RECONSTRUCTION COMPANY LIMITED ACTING IN ITS CAPACITY AS A TRUSTEE OF EARC TRUST SC 299	0	1	11,432,161	-	-	11,432,161	6.49	11,432,161	-	11,432,161	6.49	-	-	NA	NA	11,432,161		
CORPORATE BODY # IL AND FS SECURITIES SERVICES LIMITED	AABCIS580K	1	1,976,330	-	-	1,976,330	1.12	1,976,330	-	1,976,330	1.12	-	-	NA	NA	1,976,330		
NRI # SHANKAR SHARMA	AMGPS6103C	1	8,200,000	-	-	8,200,000	4.66	8,200,000	-	8,200,000	4.66	-	-	NA	NA	8,200,000		
Sub-Total (B)(3)		38713	105,722,837	-	-	105,722,837	60.03	105,722,837	-	105,722,837	60.03	-	-	NA	NA	105,715,790		
Total Public Shareholding (B)= (B)(1)+(B)(2)+(B)(3)		38722	124,066,373	-	-	124,066,373	70.44	124,066,373	-	124,066,373	70.44	-	-	NA	NA	124,059,326		

Details of the shareholders acting as persons in Concert including their Shareholding (No. and %):

Details of Shares which remain unclaimed may be given hear along with details such as number of shareholders, outstanding shares held in demat/unclaimed suspense account, voting rights which are frozen etc.

Note:

(1) PAN would not be displayed on website of Stock Exchange(s).

(2) The above format needs to be disclosed along with the name of following persons:

Institutions/Non Institutions holding more than 1% of total number of shares.

(3) W.r.t. the information pertaining to Depository Receipts, the same may be disclosed in the respective columns to the extent information available and the balance to be disclosed as held by custodian,



Table IV - Statement showing shareholding pattern of the Non Promoter - Non Public Shareholder


Category & Name of the Shareholders (I)	PAN (II)	No. of share holder (III)	No. of fully paid up equity shares held (IV)	Partly paid-up equity shares held (V)	Nos. of shares underlying Depository Receipts (VI)	Total nos. shares held (VII = IV+V+VI)	Shareholding % calculated as per SCRR, 1957 As a % of (A+B+C2) (VIII)	Number of Voting Rights held in each class of securities (IX)			No. of Shares Underlying Outstanding convertible securities (including Warrants) (X)	Total Shareholding, as a % assuming full conversion of convertible securities (as a percentage of diluted share capital) (XI)	Number of Locked in shares (XII)		Number of Shares pledged or otherwise encumbered (XIII)		Number of equity shares held in dematerialized form (XIV)	
								No of Voting Rights					Total as a % of Total Voting rights	No. (a)	As a % of total Shares held (b)	No. (Not applicable)		As a % of total Shares held (Not applicable) (b)
								Class X	Class Y	Total								
(1) Custodian/DR Holder		-	-	-	-	-	-	-	-	-	-	-	-	NA	NA	-		
(2) Employee Benefit Trust (under SEBI (Share based Employee Benefit) Regulations, 2014)	0	-	-	-	-	-	-	-	-	-	-	-	-	NA	NA	-		
Total Non-Promoter-Non-Public Shareholding (C)= (C)(1)+(C)(2)		-	-	-	-	-	-	-	-	-	-	-	-	NA	NA	-		

Note

(1) PAN would not be displayed on website of Stock Exchange(s).

(2) The above format needs to disclose name of all holders holding more than 1% of total number of shares

(3) W.r.t. the information pertaining to Depository Receipts, the same may be disclosed in the respective columns to the extent information available,



Details of the Public shareholders acting as persons in Concert including their Shareholding				
Sr. No.	Name of shareholder	Name of PAC	No. of shareholders	Holding %
	NA	NA	NA	NA

Details of Shares which remain unclaimed may be given here along with details such as number of shareholders, outstanding shares held in demat/unclaimed suspense account, voting rights which are frozen etc.		
Sr. No.	No. of shareholders	No. of share held
1	1	105

